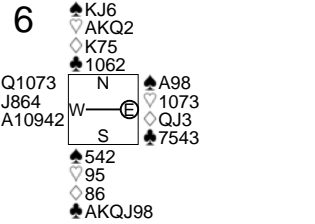
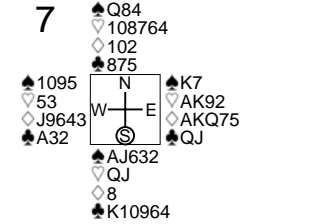




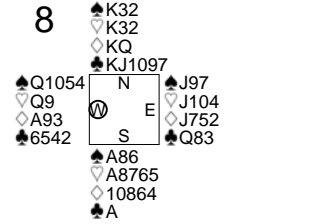
7 February 2007 12th NEC CUP Qualifying Round 3



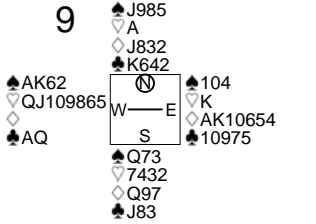
Board (6) Av. = 450. Table with columns: N-S, E-W, Contract, L, N-S, E-W, IMP. 46 rows of game results.



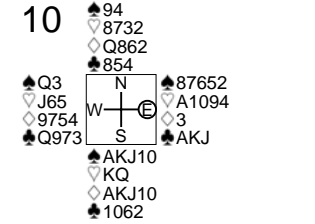
Board (7) Av. = -520. Table with columns: N-S, E-W, Contract, L, N-S, E-W, IMP. 46 rows of game results.



Board (8) Av. = 440. Table with columns: N-S, E-W, Contract, L, N-S, E-W, IMP. 46 rows of game results.



Board (9) Av. = -650. Table with columns: N-S, E-W, Contract, L, N-S, E-W, IMP. 46 rows of game results.



Board (10) Av. = 200. Table with columns: N-S, E-W, Contract, L, N-S, E-W, IMP. 46 rows of game results.



